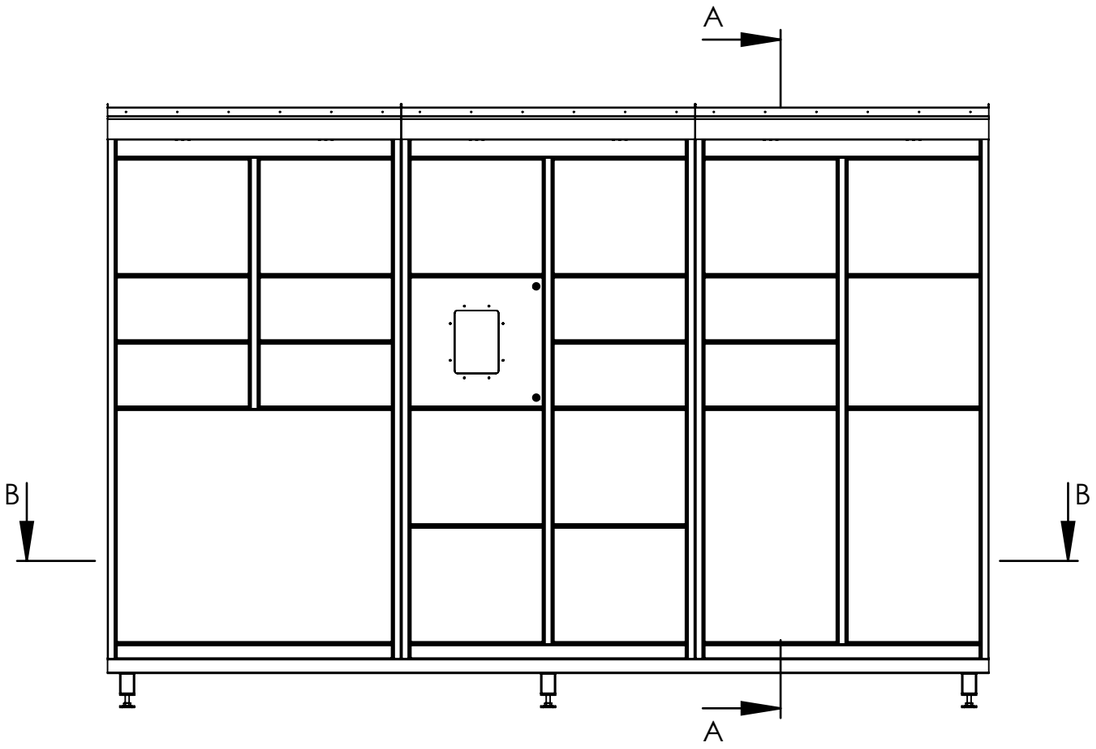

SECTION B-B
SCALE 1 : 25

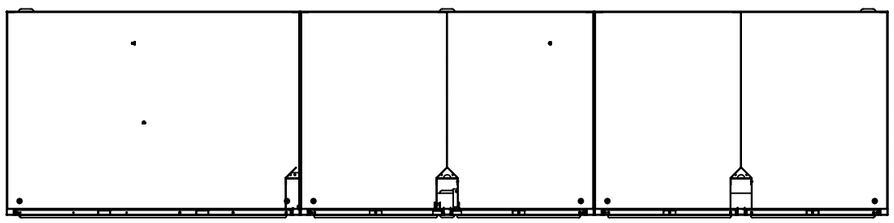

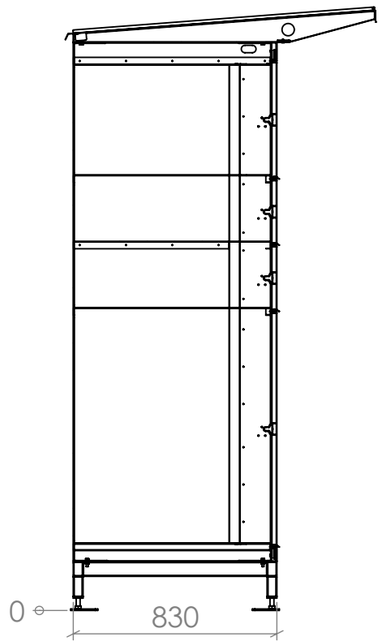

SECTION A-A
SCALE 1 : 25

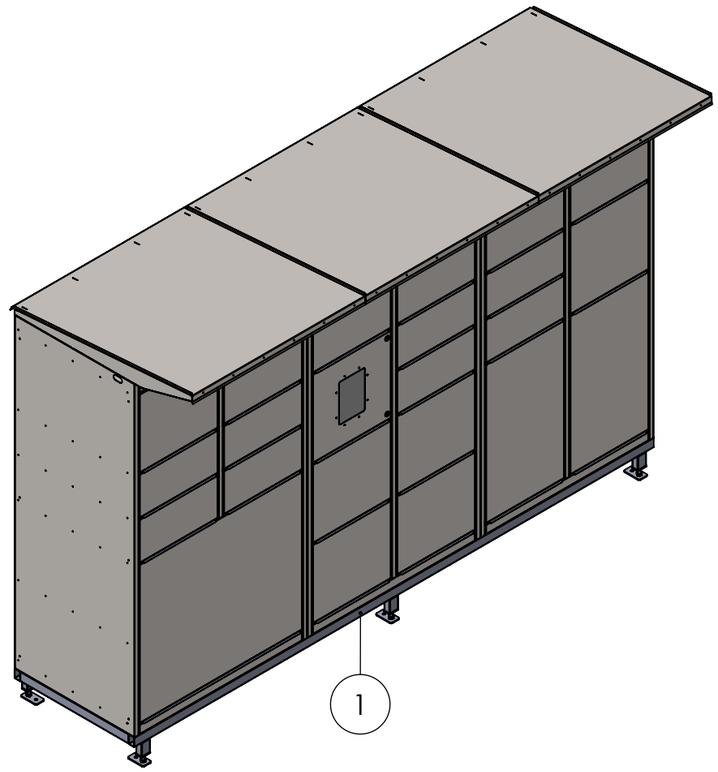

Piezīmes:

1) Nolīmeņot pamatnes rāmi;
2) Uzlikt uz rāmja moduļus. Tos kopā saskrūvēt ar skrūvēm DIN 933 M6x10 un kausuzgriežņiem DIN 1587 M6;
3) Pieskrūvēt moduļus pie rāmja ar skrūvēm DIN 912 M8x30 caur apakšējo plauktu;
4) Pie gala moduļiem pieskrūvēt tehnisko nodalījumu ar skrūvēm DIN 933 M6x10 nos nodalījumu puses;

ITEM NO.	PART NUMBER	DESCRIPTION	QTY.
1	LDE-R-2022	Pamatnes rāmis	1
2	LDE-MOD-2022	Modulis	1
3	DIN 912 M8x30	Skrūve DIN 912 M8x30	12
4	DIN 933 M6x10	Skrūve DIN 933 M6x10	3
5	DIN 1587 M6	Kausuzgrieznis DIN 1587 M6	7
6	LDE-MOD-2022x3	Modulis	1
7	LDE-MOD-2022x2	Modulis	1

UNLESS OTHERWISE SPECIFIED:
DIMENSIONS ARE IN MILLIMETERS
SURFACE FINISH:
TOLERANCES:
LINEAR:
ANGULAR:

FINISH:

DEBURR AND BREAK SHARP EDGES

DO NOT SCALE DRAWING

REVISION

	NAME	SIGNATURE	DATE
DRAWN			
CHK'D			
APPV'D			
MFG			
Q.A			

TITLE:

MATERIAL:

DWG NO. Terminmāls-DEPO

A3

WEIGHT:

SCALE:1:20

SHEET 1 OF 2